




**JSPM-RSCP**  
Combined Direct Indirect Outcome Report - [B Pharmacy - 2022-23]

Semester 1														
Course Code	PO1	PO2	PO3	PO4	PO5	PO6	PO7	PO8	PO9	PO10	PO11	PSO1	PSO2	PSO3
BP103T	1.50	2.25	2.25	1.50	1.50	1.50			1.50	1.50	2.25	1.50		1.50
BP101T	0.75			0.50	0.50	0.50			0.50			0.50		0.50
BP102T	2.25		1.13	1.50							1.50	2.25	1.00	1.00
BP104	2.12	2.25	2.25						2.10			2.25	2.25	
BP105T		3.00	2.00		1.00	2.00		3.00			2.00			
BP106RBT/RMT	3.00			2.00						3.00	3.00	3.00		
BP111P				1.50		2.00		1.00	3.00		1.50	1.00		
BP109P	3.00	3.00	2.00		2.00				2.00	2.00	3.00	2.00		2.00
BP107P	3.00		2.00	2.00		2.00			2.00			2.00		2.00
BP108P	3.00		1.50	3.00							1.75	2.50	1.25	1.25
BP110P														
BP112 RBP	3.00			2.00						3.00	3.00	3.00		
Semester 2														
Course Code	PO1	PO2	PO3	PO4	PO5	PO6	PO7	PO8	PO9	PO10	PO11	PSO1	PSO2	PSO3
BP201T	2.25			1.50	1.50	1.50			1.50			1.50		1.50
BP202T	3.00		3.00	2.00					2.00		2.00	3.00		2.00
BP203T	3.00	2.00	1.60								1.80	3.00	1.60	1.20
BP204T	0.75					0.50			0.50	0.50		0.50	0.50	0.50
BP205T	1.00	2.00	1.33	2.60	1.00						1.00			1.40
BP206T		2.00	2.50		2.00			2.50		3.00	2.00	2.00		2.00
BP207P	3.00		2.00	2.00		2.00			2.00			2.00		2.00
BP208P	3.00		3.00	2.00					2.33		2.00	3.00		2.00
BP209P	3.00	2.25	1.25	1.00							3.00	3.00	2.00	1.00
BP210P	2.00		3.00	1.00					1.00			2.00		1.50
Semester 3														
Course Code	PO1	PO2	PO3	PO4	PO5	PO6	PO7	PO8	PO9	PO10	PO11	PSO1	PSO2	PSO3
BP301T	0.75		0.75									0.75	0.75	0.75
BP303T	1.05								1.50	1.50		1.50		1.50
BP304T	1.50		0.75						0.75		1.50	2.25	0.88	1.25
BP302T	1.50		1.00	1.17					1.00		1.50	1.50		1.00
BP305P	2.25													
BP307P	2.33	2.00	2.00									3.00	2.00	2.00



  
**PRINCIPAL**  
Rajarshi Shahu College of Pharmacy & Research  
Tathawade, Pune - 411 033.



# JSPM-RSCP

## Combined Direct Indirect Outcome Report - [B Pharmacy - 2022-23]

### Semester 1

Course Code	PO1	PO2	PO3	PO4	PO5	PO6	PO7	PO8	PO9	PO10	PO11	PSO1	PSO2	PSO3
BP103T	1.50	2.25	2.25	1.50	1.50	1.50			1.50	1.50	2.25	1.50		1.50
BP101T	0.75			0.50	0.50	0.50			0.50			0.50		0.50
BP102T	2.25		1.13	1.50							1.50	2.25	1.00	1.00
BP104	2.12	2.25	2.25						2.10			2.25	2.25	
BP105T		3.00	2.00		1.00	2.00		3.00			2.00			
BP106RBT/RMT	3.00			2.00						3.00	3.00	3.00		
BP111P				1.50		2.00		1.00	3.00		1.50	1.00		
BP109P	3.00	3.00	2.00		2.00				2.00	2.00	3.00	2.00		2.00
BP107P	3.00		2.00	2.00		2.00			2.00			2.00		2.00
BP108P	3.00		1.50	3.00								1.75	2.50	1.25
BP110P														
BP112 RBP	3.00			2.00						3.00	3.00	3.00		


### Semester 2

Course Code	PO1	PO2	PO3	PO4	PO5	PO6	PO7	PO8	PO9	PO10	PO11	PSO1	PSO2	PSO3
BP201T	2.25			1.50	1.50	1.50			1.50			1.50		1.50
BP202T	3.00		3.00	2.00					2.00		2.00	3.00		2.00
BP203T	3.00	2.00	1.60								1.80	3.00	1.60	1.20
BP204T	0.75					0.50			0.50	0.50		0.50	0.50	0.50
BP205T	1.00	2.00	1.33	2.60	1.00						1.00			1.40
BP206T		2.00	2.50		2.00			2.50		3.00	2.00	2.00		2.00
BP207P	3.00		2.00	2.00		2.00			2.00			2.00		2.00
BP208P	3.00		3.00	2.00					2.33		2.00	3.00		2.00
BP209P	3.00	2.25	1.25	1.00							3.00	3.00	2.00	1.00
BP210P	2.00		3.00	1.00					1.00			2.00		1.50

### Semester 3

Course Code	PO1	PO2	PO3	PO4	PO5	PO6	PO7	PO8	PO9	PO10	PO11	PSO1	PSO2	PSO3
BP301T	0.75		0.75									0.75	0.75	0.75
BP303T	1.05								1.50	1.50		1.50		1.50
BP304T	1.50		0.75						0.75		1.50	2.25	0.88	1.25
BP302T	1.50		1.00	1.17					1.00		1.50	1.50		1.00
BP305P	2.25													
BP307P	2.33	2.00	2.00									3.00	2.00	2.00




  
**PRINCIPAL**  
 Rajarshi Shahu College of Pharmacy & Research  
 Tathawade, Pune - 411 033.



BP705P	3.00	3.00	3.00	3.00							3.00	2.75	3.00	
Semester 8														
Course Code	PO1	PO2	PO3	PO4	PO5	PO6	PO7	PO8	PO9	PO10	PO11	PSO1	PSO2	PSO3
BP801T	2.00	2.33	3.00	2.67		2.50	2.00		2.00	1.00	2.00	2.00		2.00
BP802T	0.75				0.75	0.75			0.75			0.75		0.75
BP811ET	3.00	2.33	2.67	2.67							3.00		2.67	3.00
BP809ET	0.75	0.75		0.75		0.50	0.50		0.25	0.50	0.50	0.56	0.63	0.50
BP813PW	0.75	0.75	0.75	0.50					0.50		0.50	0.75	0.75	0.50
Average outcome	2.17	1.20	1.44	1.21	0.24	0.48	0.30	0.24	1.03	0.48	1.37	1.83	0.84	1.46
Attainment (80% of average outcome)	1.73	0.96	1.15	0.97	0.19	0.39	0.24	0.19	0.83	0.39	1.09	1.46	0.67	1.16
Indirect Feedback														
Course Exit Feedback 2022-23	2.64	2.54	2.53		2.53	2.55	2.73	2.55	2.91	2.91	2.76	2.67	2.67	2.67
Parents Feedback 22-23	2.65		2.61	2.62	2.65		2.61	2.72	2.66	2.72	2.57	2.63	2.63	2.63
Employer Feedback 22-23	3.00	2.85	3.00	3.00	2.76	3.00	3.00	2.80	2.80	3.00	2.70	2.77	2.77	2.77
Employer Feedback 22-23	2.70	2.70	2.60	2.60	2.76	2.80	2.40	2.60	2.60	2.70	2.70	2.72	2.72	2.72
Employer Feedback 22-23	2.70	2.85	2.80	2.80	2.76	2.80	2.70	2.60	2.80	3.00	2.70	2.72	2.72	2.72
Employer Feedback 22-23	3.00	2.85	2.80	2.80	2.88	2.80	3.00	2.60	2.80	3.00	2.70	2.72	2.72	2.72
Employer Feedback 22-23	3.00	2.85	2.80	2.60	2.88	2.80	3.00	2.80	2.80	2.70	2.70	2.68	2.68	2.68
Employer Feedback 22-23	2.70	2.70	2.80	2.80	2.64	2.80	2.70	2.80	2.40	2.40	2.70	2.58	2.58	2.58
Employer Feedback 22-23	2.70	2.70	2.60	2.60	2.76	2.80	2.70	2.40	2.60	2.70	2.70	2.72	2.72	2.72
Employer Feedback 22-23	2.40	2.55	2.40	2.40	2.52	2.40	2.70	2.40	2.40	2.40	2.70	2.58	2.58	2.58
Employer Feedback 22-23	2.40	2.40	2.40	2.40	2.52	2.40	2.40	2.60	2.60	2.40	2.10	2.45	2.45	2.45
Employer Feedback 22-23	2.70	2.55	2.60	2.60	2.52	2.60	2.40	2.40	2.20	2.10	2.10	2.35	2.35	2.35
Employer Feedback 22-23	2.40	2.25	2.40	2.40	2.28	2.40	2.40	2.40	2.40	2.40	2.40	2.31	2.31	2.31
Employer Feedback 22-23	2.40	2.25	2.40	2.40	2.40	2.40	2.40	2.40	2.40	2.40	2.40	2.35	2.35	2.35
Employer Feedback 22-23	2.70	2.55	2.60	2.60	2.64	2.60	2.70	3.00	3.00	3.00	3.00	2.68	2.68	2.68
Alumni Feedback 2022-2023	2.45	2.32	2.52	2.35	2.11	2.35	2.46	2.35	2.33	2.33		2.44	2.44	2.44
Average outcome	2.66	2.59	2.62	2.60	2.60	2.63	2.64	2.59	2.61	2.63	2.60	2.59	2.59	2.59
Attainment (20% of average outcome)	0.53	0.52	0.52	0.52	0.52	0.53	0.53	0.52	0.52	0.53	0.52	0.52	0.52	0.52
Average of direct outcome														
Average of direct outcome	1.73	0.96	1.15	0.97	0.19	0.39	0.24	0.19	0.83	0.39	1.09	1.46	0.67	1.16
Average of indirect outcome														
Average of indirect outcome	0.53	0.52	0.52	0.52	0.52	0.53	0.53	0.52	0.52	0.53	0.52	0.52	0.52	0.52
Sum														
Sum	2.26	1.48	1.67	1.49	0.71	0.92	0.77	0.71	1.35	0.92	1.61	1.98	1.19	1.68



  
**PRINCIPAL**  
 Rajarshi Shahu College of Pharmacy & Research  
 Tathawade, Pune - 411 033.





### JSPM-RSCP

### Combined Direct Indirect Outcome Report - [M Pharm (Pharmaceutics) - 2022-23]

Semester 1														
Course Code	PO 1	PO 2	PO 3	PO 4	PO 5	PO 6	PO 7	PO 8	PO 9	PO 10	PO 11	PSO 1	PSO 2	PSO 3
MPH102T	3	2.67	3	2	1	3	2.67	1	2.33	1	3	3	2.67	3
MPH103T	3	2	3	2	2	2	3	2	2	2	2	3	3	2
MPAT101T	3	2	3	2.8					2		3	3	3	3
MPH104T	3	3	2	2.4	2	2	3	2	2	2	2	3	3	2
106	2.75	3	3	3	2			3			2.75	2.25	3	2
MPH105P	3	2.2	3	3		2.5	2		1.67		3	3	3	3
Semester 2														
Course Code	PO 1	PO 2	PO 3	PO 4	PO 5	PO 6	PO 7	PO 8	PO 9	PO 10	PO 11	PSO 1	PSO 2	PSO 3
206	2.75	3	3	3	2			3			2.75	2.25	3	2
MPH201T	3	1.33	2	2		2	1.33		1.67		3	3	3	3
MIP201T	2.67	2	2.33	2			2		2			2		2
MPH203T	3	2	2	3					2		2	3	3	3
MPH204T	3	2.8	2.2	2.2			3			2	2	3	3	2
MPH205P	3	2	3	3		3	3		1.63	1	3	2.75	2.75	2.75
Semester 3														
Course Code	PO 1	PO 2	PO 3	PO 4	PO 5	PO 6	PO 7	PO 8	PO 9	PO 10	PO 11	PSO 1	PSO 2	PSO 3
MRM301T	2.33	1.67	3	1.33	1	3	2		1	3	3	3	2.67	2.67
302	2.75	3	3	3	2			3			2.75	2.25	3	2
303	3	3	3	2.33	3	2	1.33	2	1.5	1	3	2.33	2.67	2.33
304	2.25	2.25	2.25	1	1.25	2.25	1.5	1	0.75	1	2.25	2	2.25	2.25
MPH395					2.25		2		2	2.25	3			
Semester 4														
Course Code	PO 1	PO 2	PO 3	PO 4	PO 5	PO 6	PO 7	PO 8	PO 9	PO 10	PO 11	PSO 1	PSO 2	PSO 3
401	2.75	3	3	3	2			3			2.75	2.25	3	2
402	2.25	2.25	2.25	1	1.25	2.25	1.5	1	0.75	1	2.25	2	2.25	2.25
403	3	3	3	2.33	3	2	1.33	2	1.5	1	3	2.33	2.67	2.33
Average outcome	2.82	2.43	2.69	2.34	1.90	2.36	2.12	2.09	1.65	1.57	2.66	2.60	2.83	2.40
Attainment (80%	2.25	1.94	2.15	1.87	1.52	1.89	1.69	1.67	1.32	1.25	2.13	2.08	2.26	1.92
Indirect Feedback	PO 1	PO 2	PO 3	PO 4	PO 5	PO 6	PO 7	PO 8	PO 9	PO 10	PO 11	PSO 1	PSO 2	PSO 3
Course Exit Feed	2.64	2.61	2.63		2.64	2.64	2.76	2.64	2.81	2.81	2.66	2.67	2.67	2.67
Employer Feedba	3	2.85	3	3	2.76	3	3	2.8	2.8	3	2.7	2.77	2.77	2.77
Employer Feedba	2.7	2.7	2.6	2.6	2.76	2.8	2.4	2.6	2.6	2.7	2.7	2.72	2.72	2.72
Employer Feedba	2.7	2.85	2.8	2.8	2.76	2.8	2.7	2.6	2.8	3	2.7	2.72	2.72	2.72
Employer Feedba	3	2.85	2.8	2.8	2.88	2.8	3	2.6	2.8	3	2.7	2.72	2.72	2.72
Employer Feedba	3	2.85	2.8	2.6	2.88	2.8	3	2.8	2.8	2.7	2.7	2.68	2.68	2.68
Employer Feedba	2.7	2.7	2.8	2.8	2.64	2.8	2.7	2.8	2.4	2.4	2.7	2.58	2.58	2.58
Employer Feedba	2.7	2.7	2.6	2.6	2.76	2.8	2.7	2.4	2.6	2.7	2.7	2.72	2.72	2.72
Employer Feedba	2.4	2.55	2.4	2.4	2.52	2.4	2.7	2.4	2.4	2.4	2.7	2.58	2.58	2.58
Employer Feedba	2.4	2.4	2.4	2.4	2.52	2.4	2.4	2.6	2.6	2.4	2.1	2.45	2.45	2.45
Employer Feedba	2.7	2.55	2.6	2.6	2.52	2.6	2.4	2.4	2.2	2.1	2.1	2.35	2.35	2.35
Employer Feedba	2.4	2.25	2.4	2.4	2.28	2.4	2.4	2.4	2.4	2.4	2.4	2.31	2.31	2.31



*Handwritten signature*

PRINCIPAL

Rajarshi Shahu College of Pharmacy & Research  
Tathawade, Pune - 411 033.



Employer Feedback	2.4	2.25	2.4	2.4	2.4	2.4	2.4	2.4	2.4	2.4	2.4	2.35	2.35	2.35
Employer Feedback	2.7	2.55	2.6	2.6	2.64	2.6	2.7	3	3	3	3	2.68	2.68	2.68
Alumni Feedback	2.67	2.8	2.7	2.6	2.9	2.65	2.45	2.65	2.5	2.5		2.56	2.56	2.56
Average outcome	2.67	2.63	2.64	2.61	2.66	2.66	2.65	2.61	2.61	2.63	2.59	2.59	2.59	2.59
Attainment (20%)	0.53	0.53	0.53	0.52	0.53	0.53	0.53	0.52	0.52	0.53	0.52	0.52	0.52	0.52
	PO 1	PO 2	PO 3	PO 4	PO 5	PO 6	PO 7	PO 8	PO 9	PO 10	PO 11	PSO 1	PSO 2	PSO 3
Average of direct	2.25	1.94	2.15	1.87	1.52	1.89	1.69	1.67	1.32	1.25	2.13	2.08	2.26	1.92
Average of indirect	0.53	0.53	0.53	0.52	0.53	0.53	0.53	0.52	0.52	0.53	0.52	0.52	0.52	0.52
Sum	2.78	2.47	2.68	2.39	2.05	2.42	2.22	2.19	1.84	1.78	2.65	2.60	2.78	2.44



*[Handwritten Signature]*

PRINCIPAL

Rajarshi Shahu College of Pharmacy & Research  
Tathawade, Pune - 411 033.



**Combined Direct Indirect Outcome Report - [M Pharm (Pharmaceutical Quality Assurance) - 2022-23]**

**Semester 1**

Course Code	PO 1	PO 2	PO 3	PO 4	PO 5	PO 6	PO 7	PO 8	PO 9	PO 10	PO 11	PSO 1	PSO 2	PSO 3
106	3	3	3	3	3	3	3	3	3	3	3	3	3	3
MQA102T	2.14	2.86	3	3			3		2		3		3	3
MQA 103T	3	2.8	2.2	2	2		3	2		1.5	3	2	2.2	2.8
MQA104T	3		3				3				2	2.25	2	2.5
MPAT101T	2.25	1.5	2.25	2.1					1.5		2.25	2.25	2.25	2.25
MQA 105P	3	2.14	2.86	3							3		2.29	2.71

**Semester 2**


Course Code	PO 1	PO 2	PO 3	PO 4	PO 5	PO 6	PO 7	PO 8	PO 9	PO 10	PO 11	PSO 1	PSO 2	PSO 3
206	3	3	3	3	3	3	3	3	3	3	3	3	3	3
MQA201T	1.91		2.38				2.5			2.5			1.67	2.5
MQA202T	3	3	2.83	3			2.83				3	2.6	3	3
MQA203T	3	2.6	2.4				2.6				3		2.4	2.6
3	3	2	3	2	2	3	2	2	2	2	3	3	2	
MQA205P	3	2.4	2.8	2.75						2	3	1	2.2	2.6


**Semester 3**

Course Code	PO 1	PO 2	PO 3	PO 4	PO 5	PO 6	PO 7	PO 8	PO 9	PO 10	PO 11	PSO 1	PSO 2	PSO 3
MRM301T	2.33	1.67	3	1.33	1	3	2		1	3	3	3	2.67	2.67
302	3	3	3	3	3	3	3	3	3	3	3	3	3	3
MQA303T	3	3	3	3	3	3	3	3	3	3	3	3	3	3
MQA304	3	3	3	3	3	3	3	3	3	3	3	3	3	3
MQA395					2.33		2		2	2.33	3			

**Semester 4**

Course Code	PO 1	PO 2	PO 3	PO 4	PO 5	PO 6	PO 7	PO 8	PO 9	PO 10	PO 11	PSO 1	PSO 2	PSO 3
401	3	3	3	3	3	3	3	3	3	3	3	3	3	3
MQA402T	3	3	3	3	3	3	3	3	3	3	3	3	3	3
MQA 403	2.25	2.25	2.25	1.75	2.25	1.5	1	1.5	1.13	0.75	2.25	1.75	2	1.75
Average outcome	2.78	2.60	2.79	2.62	2.55	2.85	2.64	2.65	2.36	2.51	2.87	2.59	2.56	2.74
Attainment (80% of)	2.23	2.08	2.23	2.10	2.04	2.28	2.11	2.12	1.88	2.00	2.29	2.07	2.05	2.19
Indirect Feed	PO 1	PO 2	PO 3	PO 4	PO 5	PO 6	PO 7	PO 8	PO 9	PO 10	PO 11	PSO 1	PSO 2	PSO 3
Course Exit F	2.71	2.66	2.72		2.68	2.62	2.66	2.62	2.68	2.68	2.72	2.7	2.7	2.7
Employer	3	2.85	3	3	2.76	3	3	2.8	2.8	3	2.7	2.77	2.77	2.77
Employer Fee	2.7	2.7	2.6	2.6	2.76	2.8	2.4	2.6	2.6	2.7	2.7	2.72	2.72	2.72
Employer Fee	2.7	2.85	2.8	2.8	2.76	2.8	2.7	2.6	2.8	3	2.7	2.72	2.72	2.72
Employer Fee	3	2.85	2.8	2.8	2.88	2.8	3	2.6	2.8	3	2.7	2.72	2.72	2.72
Employer Fee	3	2.85	2.8	2.6	2.88	2.8	3	2.8	2.8	2.7	2.7	2.68	2.68	2.68
Employer Fee	2.7	2.7	2.8	2.8	2.64	2.8	2.7	2.8	2.4	2.4	2.7	2.58	2.58	2.58



  
**PRINCIPAL**  
 Rajarshi Shahu College of Pharmacy & Research  
 Tathawade, Pune - 411 033.



Employer Fee	2.7	2.7	2.6	2.6	2.76	2.8	2.7	2.4	2.6	2.7	2.7	2.72	2.72	2.72
Employer Fee	2.4	2.55	2.4	2.4	2.52	2.4	2.7	2.4	2.4	2.4	2.7	2.58	2.58	2.58
Employer Fee	2.4	2.4	2.4	2.4	2.52	2.4	2.4	2.6	2.6	2.4	2.1	2.45	2.45	2.45
Employer Fee	2.7	2.55	2.6	2.6	2.52	2.6	2.4	2.4	2.2	2.1	2.1	2.35	2.35	2.35
Employer Fee	2.4	2.25	2.4	2.4	2.28	2.4	2.4	2.4	2.4	2.4	2.4	2.31	2.31	2.31
Employer Fee	2.4	2.25	2.4	2.4	2.4	2.4	2.4	2.4	2.4	2.4	2.4	2.35	2.35	2.35
Employer Fee	2.7	2.55	2.6	2.6	2.64	2.6	2.7	3	3	3	3	2.68	2.68	2.68
Alumni Feedk	2.4	2.55	2.7	2.4	2.4	2.4	2.48	2.4	2.55	2.55	2.44	2.44	2.44	2.44
Average outc	2.66	2.62	2.64	2.6	2.63	2.64	2.64	2.59	2.6	2.63	2.58	2.58	2.58	2.58
Attainment (%)	0.53	0.52	0.53	0.52	0.53	0.53	0.53	0.52	0.52	0.53	0.52	0.52	0.52	0.52
PO 1	PO 2	PO 3	PO 4	PO 5	PO 6	PO 7	PO 8	PO 9	PO 10	PO 11	PSO 1	PSO 2	PSO 3	
Average of direct outcome	2.23	2.08	2.23	2.10	2.04	2.28	2.11	2.12	1.88	2.00	2.29	2.07	2.05	2.19
Average of indirect outcome	0.53	0.52	0.53	0.52	0.53	0.53	0.53	0.52	0.52	0.53	0.52	0.52	0.52	0.52
Sum	2.76	2.60	2.76	2.62	2.57	2.81	2.64	2.64	2.40	2.53	2.81	2.59	2.57	2.71



*[Handwritten Signature]*

**PRINCIPAL**  
Rajarshi Shahu College of Pharmacy & Research  
Tathawade, Pune - 411 033.